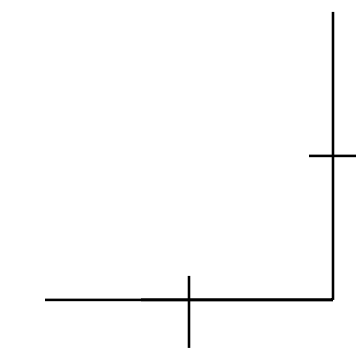
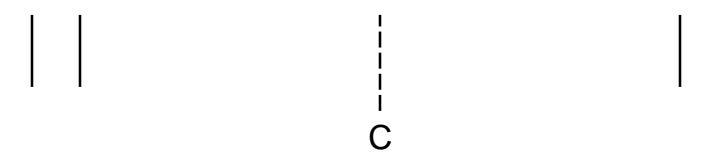
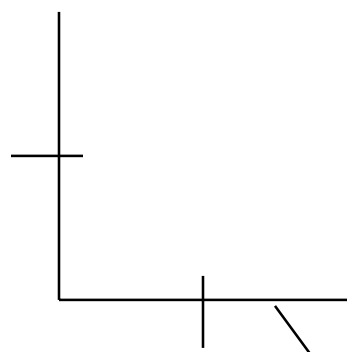
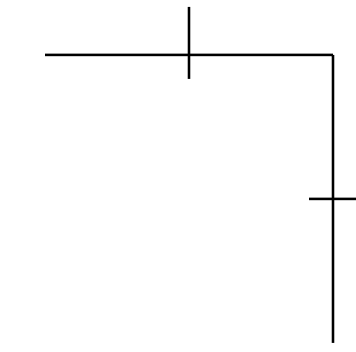
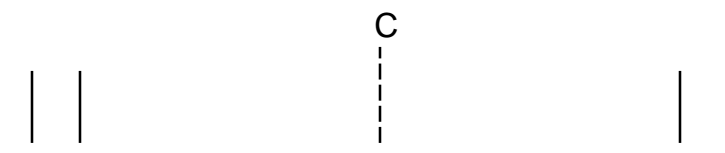
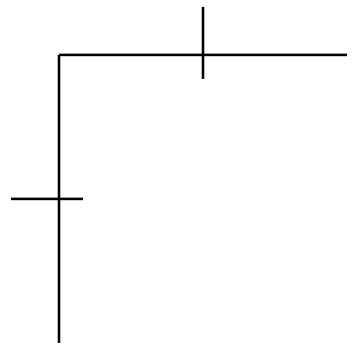


3-PANEL WIDE SPINE
11" X 8 1/2" SHEET SIZE PLUS 1/2" TAB ALLOWANCE
2" CAPACITY STRAIGHT D RING METAL
COVER MATERIAL TEMPLATE
2" CAP-118.5-SD-FS-C

OUTSIDE VIEW SHOWN -- PRINT THIS SIDE



BACK PANEL SIZE: 11 5/8" HIGH X 11 1/4" WIDE


COVER MATERIAL SIZE: 13 1/8" HIGH X 27 5/8" WIDE

SPINE SIZE: 11 5/8" HIGH X 3 1/8" WIDE

BOTH HINGES ARE 1/4" WIDE

FRONT PANEL SIZE: 11 5/8" HIGH X 11 1/4" WIDE

PLEASE EXTEND ALL BLEEDS AT LEAST 1/8" BEYOND THE OUTER EDGES OF THE COVER MATERIAL

 RIVET HEAD LOCATION ON THE BACK COVER
PLEASE LEAVE A 1/8" PERIMETER VOID OF
GRAPHICS AROUND EACH RIVET HEAD

PLEASE REMOVE BEFORE THE FINAL PRINT